


MCS – RS 485-Module



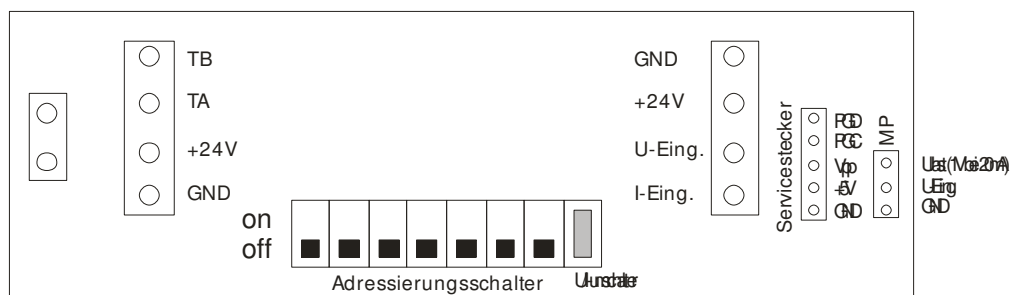
RS 485 Bus Coupler for MCS - Gas Detector

This component is used for the connection of detectors with analog output 4 – 20 mA or 0 – 10 V with the RS485-Bus of the MCS 4000 controller.

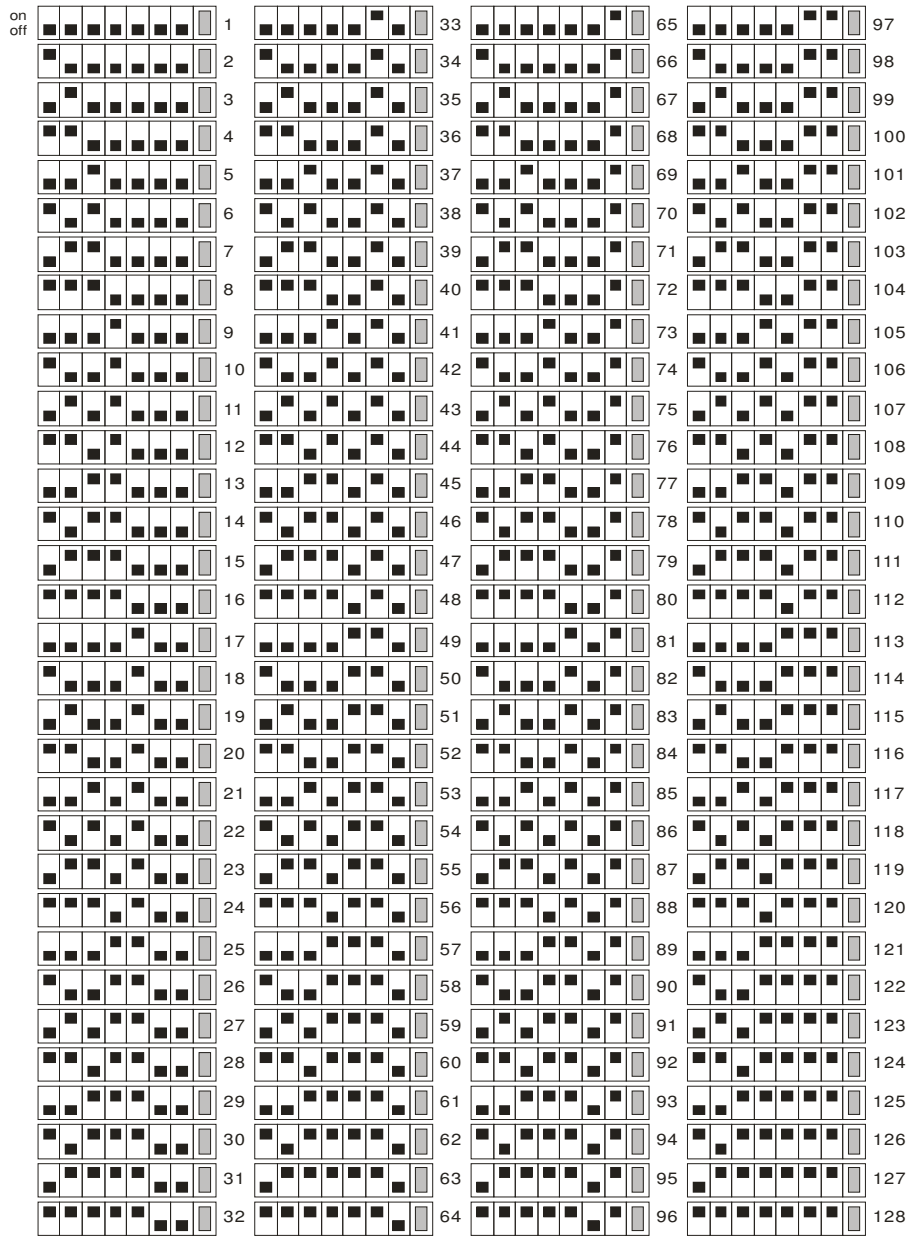
The Bus Coupler can be integrated in the gas detector housing (e.g. MCS GMS CO EC) or in a separate joint connection box.

In total 128 address can be assigned and hence 128 gas detectors can be connected to the MCS 4000 system.

Jumper
terminating
load resistor
220Ohm



Adressierung
MSC-Controlpanel -sensormodul-



Umschaltung Spannung(off) /Strom(on) Eingang

Technical Data

subject to technical changes

Housing	without
Mounting	in detector housing or separate joint connection box
Dimensions	H x W x D 70 x 20 x 16 mm
Temperature Range	-20°C +50°C
Relative Humidity	15-90%
Protection Class	IP 54 depending on mounting location
Connection	24V/DC/
Sensor Connection	1 sensor input 4 – 20 mA or 1 sensor input 0 – 10 V Series terminal, 4-pin,